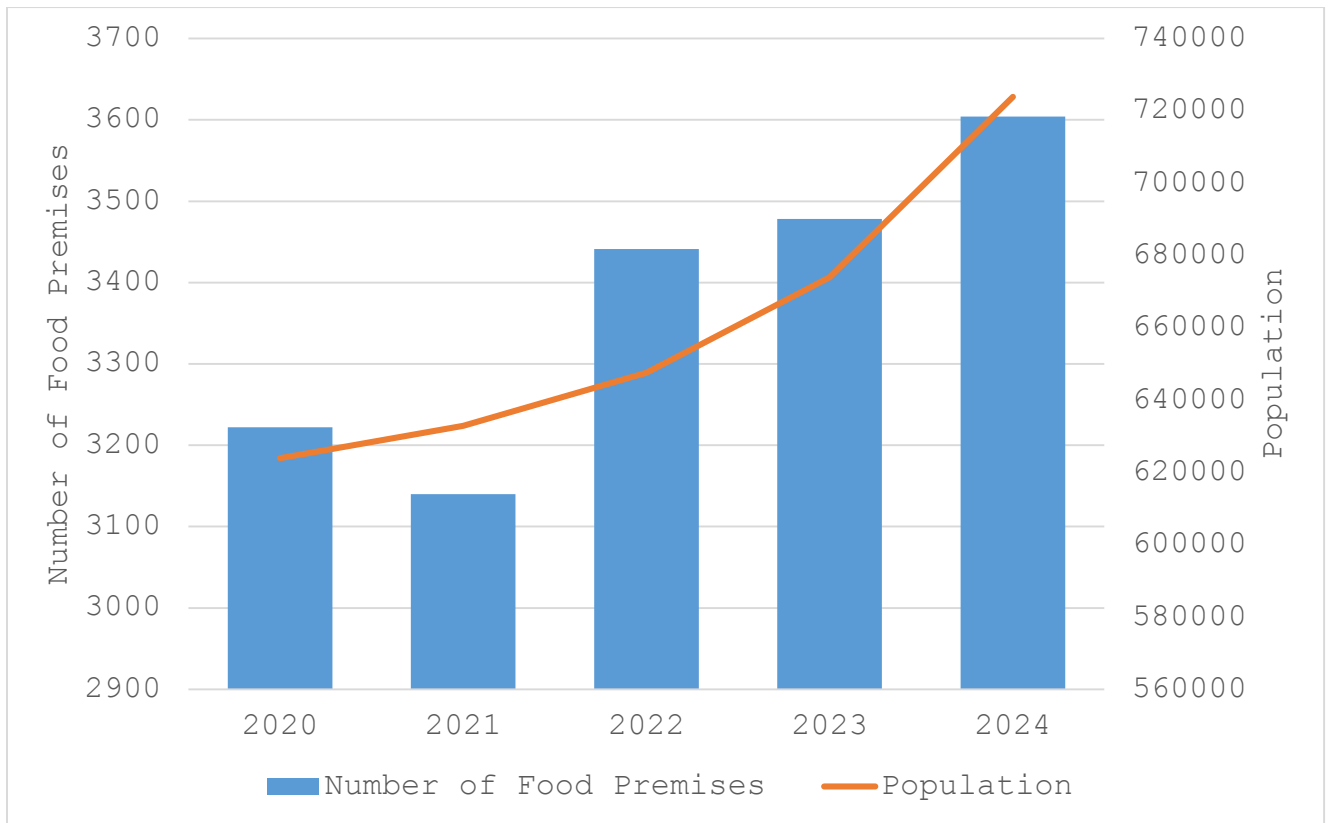


Appendix A: Summary of 2024 Food Safety Program Activities

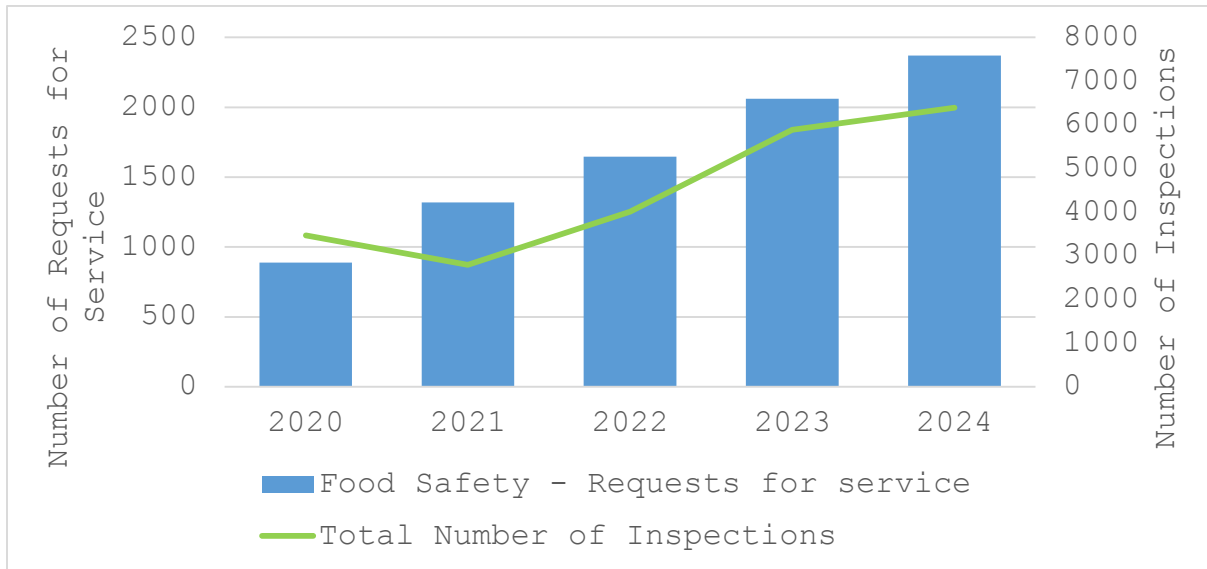
Figure 1. Population Growth and Food Premises



Sources: Growth Management and Analytics Services team in the Planning Development and Legislative Services, Hedgehog Inspection Database.

- The number of food premises in Waterloo Region slightly declined in 2020-2021 likely due to the COVID-9 pandemic but have shown a steady uptrend since 2022.
- The number of food premises in Waterloo Region has increased by approximately 3.6% since 2023.
- In 2024, the population of Waterloo Region reached approximately 723,859 residents

Figure 2. Food Safety Requests for Service and Inspections

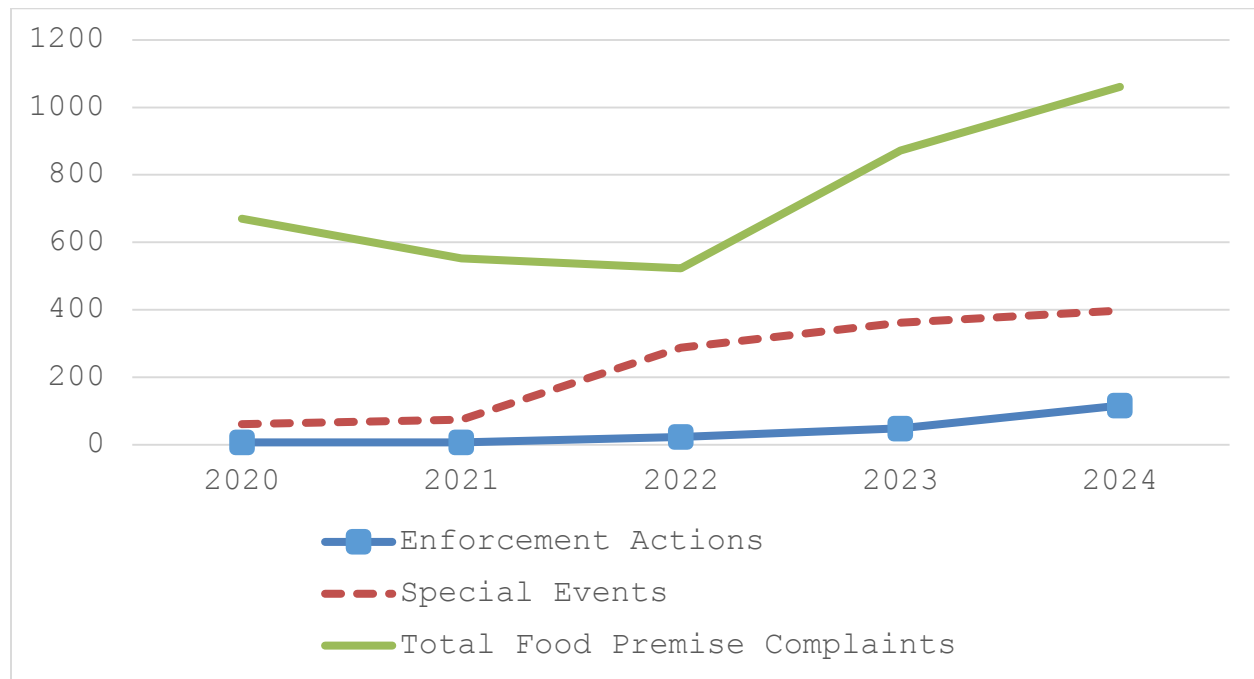


Source: Hedgehog Inspection Database

Inspections

- In 2024, a total of 6392 inspections were conducted. This includes 5827 inspections, and 565 re-inspections.
- The completion rate for routine inspections for high-risk premises was 96%, for moderate-risk premises 82.1%, and for low-risk premises 64.1%.
- Requests for service include complaints, special event reviews, response to food recalls, and licensing inspections.

Figure 3. Enforcement, Special Events and Complaints



Source: Hedgehog Inspection Database

Enforcement Actions

- Enforcement actions have been rising year-over-year since 2022.
- This rise corresponds with the change in conditions of premises as a result of the pandemic, increased number of food premises and more complex inspections.

Special Events

- The number of special events reviewed by Public Health started to rise steadily after the pandemic with year-over-year increases.
- In 2024, Public Health reviewed 398 special event applications, a 10% increase from 2023.
- Public Health has worked to find efficiencies in the special event application process with our local universities, local food trucks and for events serving non-hazardous prepackaged food. This allows public health to focus on more high risk and complex events.

Food Premise Complaints

- The total number of food premise complaints has been rising and represents a significant increase in the volume of work being processed and actioned.
- In 2024, Public Health received 1061 food premise complaints, a 21.6% increase from 2023.